


1  **In-Service 2005-06**

- Portland Police Bureau
- Training Division
- Foot Pursuits

2  **Foot Pursuit Defined**


- Foot Pursuit:
 - A pursuit on foot by officer(s) where constant visual contact is maintained at all times, and the suspect is readily capable of being apprehended by the pursuing officer(s)

3  **Tactical Apprehension Strategies**




4  **Looking Back**


5  **Looking Back...Targeting**




6  **Change in Stride**



7  Hand and Arm Movement



8  Arm Movement



9  Guarding




10  Examples of Guarding

11  Examples of Guarding

12  Pursuit Transition

- When transitioning from foot pursuit to tactical apprehension strategies:



13  Information

- When tactically feasible you should broadcast information on the following:
 - Direction of Travel
 - Suspect description
 - Any changes in circumstances
 - Suspect behavior

14  **Corners**



15  **Pursuit Termination**

- Foot pursuit should end when:



16  **Losing Sight of the Subject**



17  **Physical Termination**

- Use the correct technique
- Use correct custody procedures
- Avoid the "pile"

18  **Subject Surrenders**

- Possible assault tactic by the subject
- It's not over yet...stay in control
- Wait for assistance

19  **Pursuit Restrictions**

- Armed Suspects

- Pursuing with your weapon out

- Danger versus Public Safety

20  **In-Service 2005-06**

- Portland Police Bureau

- Training Division

- Foot Pursuits