

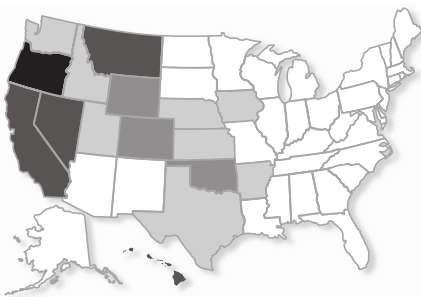
THE SPREAD OF METH

REHAB ADMISSIONS FOR METH PER 100,000 RESIDENTS

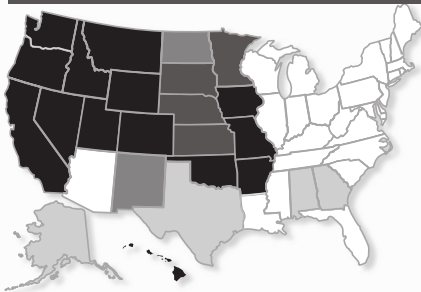


Methamphetamine abuse, as measured by the number of people entering rehab centers, spread eastward during the past decade while intensifying in the West. The maps below show the number of people treated for meth abuse per 100,000 residents age 12 and older.

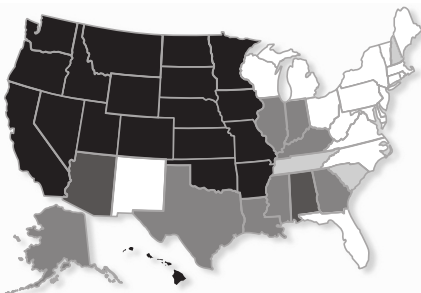
1992



1997



2002



DERRIK QUENZER, STEVE SUO/THE OREGONIAN